



E- Mail: jkgschool@rediffmail.com

website: www.jkgschool.com

Face book Link: <https://www.facebook.com/JKG-International-School-Vijay-Nagar-720231947993480/>

Creative Hands Link: <https://www.facebook.com/JKG-International-School-Creative-Hands-Vijay-Nagar-449493245196601/>

SESSION 2018-2019 (HOLIDAY HOMEWORK)

Dear Parents,

Summer time is an excellent time to spend quality time with your children. A time to reconnect with our kids, friends and family.

- Take your child for an outdoor visit, discuss nature.
- Have at least one meal together.
- Visit your relatives, elders; ensure they spend quality time with their grandparents.
- Read Newspaper with them and encourage them to find 5 new words and their meaning from it.
- Try to use these 5 words in your daily routine.
- Knowledge about plants and trees are an integral part of child's growth. Encourage your child to plant a sapling.
- Share stories about your childhood and your family history with your child.

Dear Students,

Summer vacation is one of those things you have as a kid that you don't truly appreciate until you lose. It as an adult, like a fast metabolism, or hair. However, during the long scorching summer, spend time in a meaningful and interesting way so that you will be in touch with the school work and at the same time have lots of fun and frolic.

We are sure this holiday homework will enhance your creativity and knowledge and you will enjoy while completing it. Be original, innovative & creative and start working from day 1. Do not leave your home work for last minute it will hamper your creativity.

Note: Revise and learn all work done in class and prepare for **Assessment 1 in July**.

- Read chapter thoroughly and practice 1 page of writing daily in separate thin copy from newspaper (ENGLISH & HINDI)
- Maths: Practice all work in rough copy.
- Work to be done in activity copy where A4/A3 and other specifications are not mentioned. Submit your work in handmade folder.
- Last date for submission of Holiday Homework is **6th July'2018**. **Holiday Homework will be considered as Subject Enrichment activity and marks will be assigned accordingly.**

Holiday Homework will be judged on following parameters:

Presentation	Content	Originality	Creativity
5	5	5	5

School reopens on **2nd July'2018**

HAPPY HOLIDAYS!!!!!!!

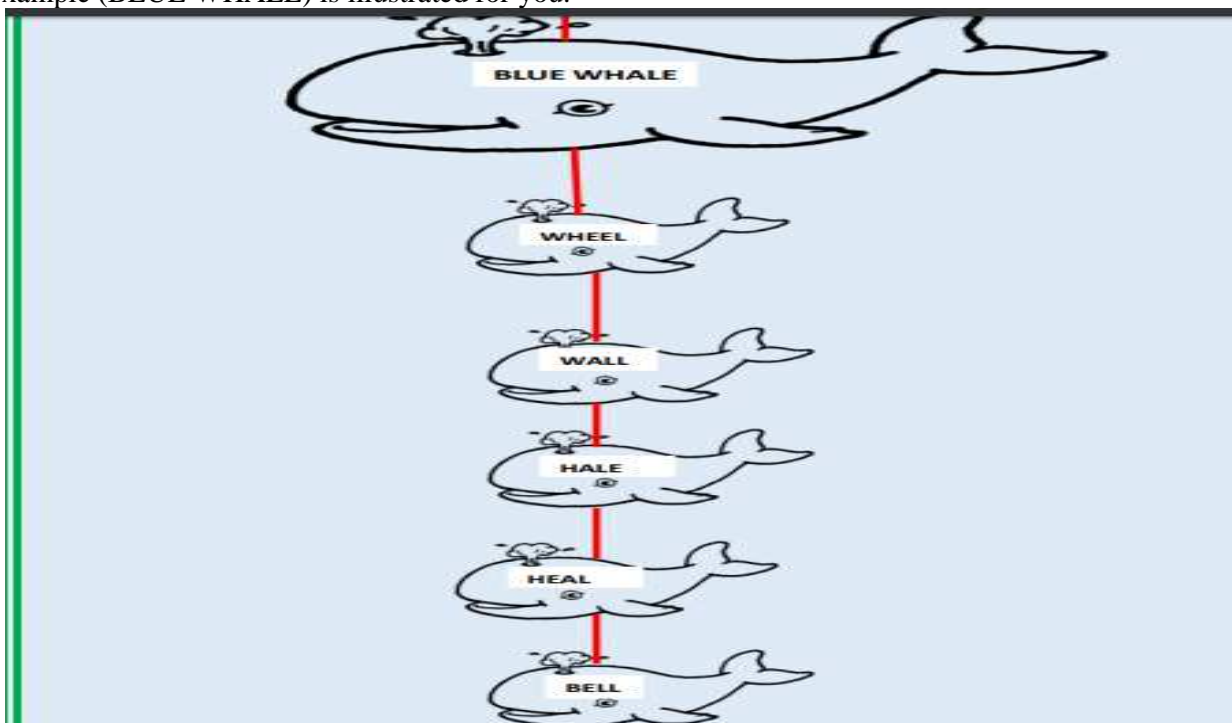
GRADE I:

ENGLISH:

Read and enjoy following stories: The golden goose or The Elves and the Shoemaker

Make a “**Vocabulary Hanging**” from the story you have read. Your hanging should have at least 10 words from the story books with their opposite and a rhyming word. Design a creative, colorful and impressive vocabulary hanging.


ACTIVITY 2: Let’s have ‘**FUN WITH WORDS**’. Choose the name of any one sea animal from the list given below. 1. BLUE WHALE 2. OCTOPUS 3.SEA HORSE 4.LOBSTER 5.SEA TURTLE 6.OYSTER 7. STAR FISH. Make as many 3 letter, 4 letter and 5 letter words as you can from that one word. Also make cut outs of the chosen animal, colour them bright and write these new words on them, one word on one cut out. Display these cut outs on a long colourful string or wool to make an amazing mobile for your class! An example (BLUE WHALE) is illustrated for you.



The shapes of the other sea animals, in the above list, are also given for you, if you wish to choose one of them.



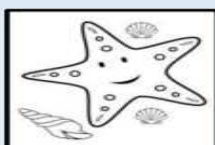
SEA HORSE



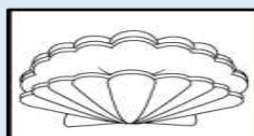
SEA TURTLE




LOBSTER



STAR FISH



OYSTER

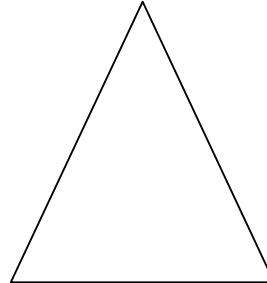
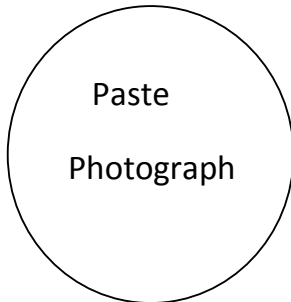


OCTOPUS

MATHS

1. Make your own table mat and write the table 2-10 on one side and write number names 1-50 on the other side of the mat.
2. We should not waste paper. Cut out different shapes from old greeting cards. Paste photographs of a member of your family on each card .Paste all the cards on a big, colourful, sheet of paper. Write the name below each paper.

Your 'My Family' poster is ready! Can use decorative material.



3. My family birthday chart! Make the chart as shown.

Member	Date	Day	Picture
Mummy	21 May	Monday	
Papa			
Grandma			
Grandpa			
Brother			
Sister			
Myself			

1. Make a fruit basket on coloured sheet with match sticks and draw five seasonal fruits and write their names and one use of each fruit.
2. Make a bird bath. Look for a flat container and place it on the balcony slab or outside your home. Put some pebbles in it. Pour some fresh water in it every day for the birds, squirrels etc to drink water from. Click pictures of your activity .Don't forget to include yourself in the picture. Write few lines on what you observed.
3. Have a close look at your surroundings while you are in the park. Observe how beautiful the flowers and plants are, how people are having fun and all the activities that you do to make your day a memorable one. On an A-3 size sheet, using materials such as dried leaves, match sticks, pencil shavings, cotton etc create a scene of the park you visited.

HINDI

- 1 अपनी पाठ्य पुस्तक 'सुनहरी धूप ' से पेज न०- 21, 22, 24, 25 ,26 सुलेख कीजिए ।(Activity note book -3)
- 2 स्वर वर्णों से वर्णमाला बनाइए ।
- 3 फलों की टोकरी बनाइए एवं फलों को रंगों से सजाकर उनके नाम लिखिए ।(A3 sheet)

